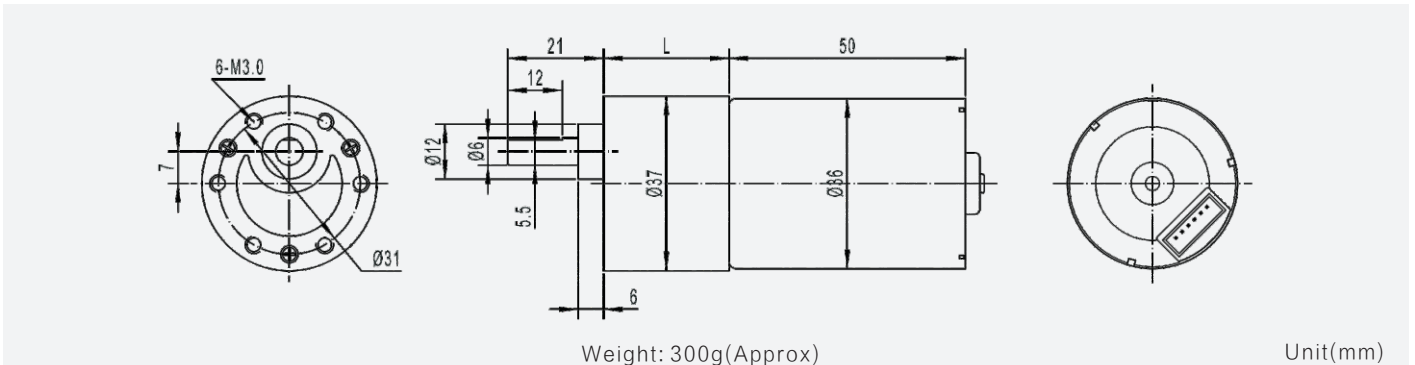


GM37-TEC3650

37mm gearbox plus 36mm brushless motor

Module	0.5/0.6				
Rated torque (kg.cm)	8.0 kg.cm max				
Max momentary tolerance torque (kg.cm)	15.0 kg.cm max				
Reduction ratio	1/6 1/10	1/19 1/30	1/44 1/56 1/90	1/131 1/169 1/270	1/506 1/810
Number of gear stages	2	3	4	5	6
Gearbox length L (mm)	19	21.5	24	26.5	29

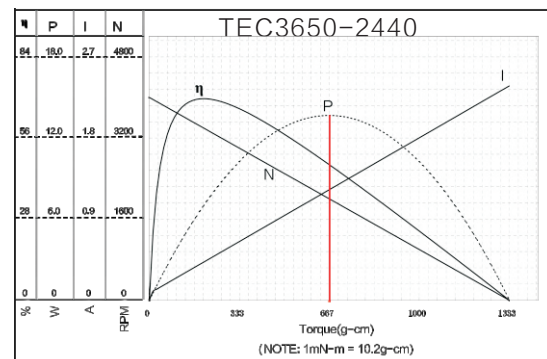
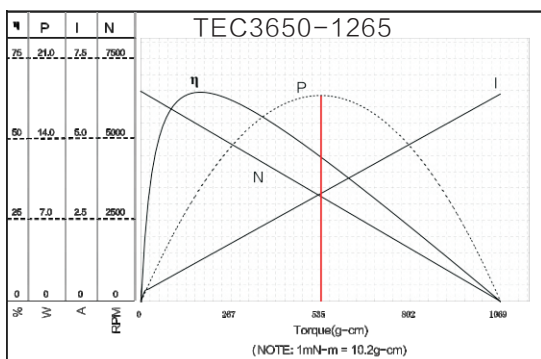


Gear Motor Technical Data

Reduction ratio		6	10	30	44	56	90	169	270	506	810
12.0V	No-load speed(rpm)	1000	630	210	145	115	70	38	24	13	8
	Rated speed(rpm)	850	530	175	120	93	60	32	20	11	7
	Rated torque(kg.cm)	1.0	1.6	4.5	6	8	10	10	10	10	10
24.0V	No-load speed(rpm)	630	400	130	90	70	43	24	15	8	5
	Rated speed(rpm)	540	340	110	77	60	38	20	13	7	4
	Rated torque(kg.cm)	1.0	1.6	4.5	6	8	10	10	10	10	10

Motor Technical Data

Motor model	Rated voltage	No-load		Rated			Stall		
		Speed	Current	Speed	Torque	Current	Power	Torque	Current
	VDC	r/min	mA	r/min	g.cm	mA	W	g.cm	A
TEC3650-1265	12.0	6500	250	5300	200	1400	11	1050	4.0
TEC3650-2440	24.0	4000	80	3400	200	420	7	1300	2.4



NOTE: the left side of red line area can continuous work