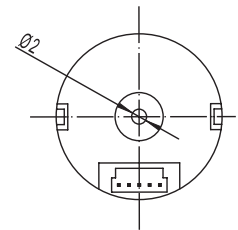
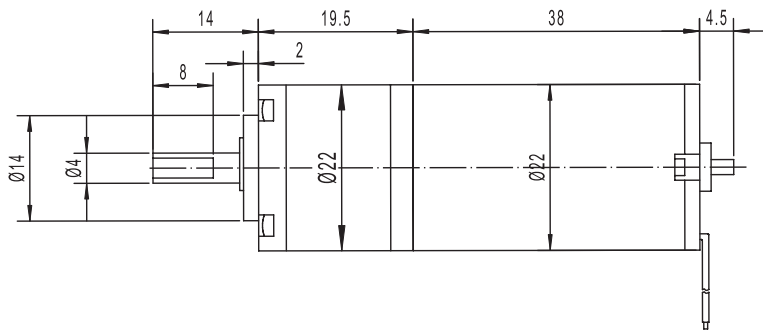
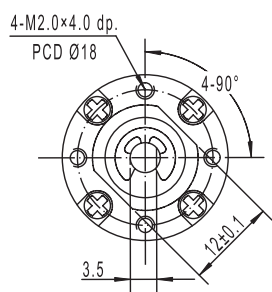


## GM P22-TEC2238

22mm Planetary gearbox plus 22 brushless motor

Module	0.3				
Rated torque (kg.cm)	3kg.cm max				
Max momentary tolerance torque (kg.cm)	5kg.cm max				
Reduction ratio	1/4 1/4.75	1/16 1/19 1/22.6	1/64 1/76 1/90 1/107	1/172、1/224 1/256、1/304 1/361、1/428.7 1/509	1/1024
Number of gear stages	1	2	3	4	5
L (mm)	12.5±0.5	16±0.5	19.5±0.5	23±0.5	26.5±0.5



Weight:53g(Approx)

Unit(mm)

### Gear Motor Technical Data

Reduction ratio		16	64	84	107	224	304	361	428.7	1024
12.0V	No-load speed(rpm)	245	60	45	35	16	12	10	9	4
	Rated speed(rpm)	185	45	35	28	13	10	9	8	3
	Rated torque(kg.cm)	0.36	1.1	1.4	1.8	3	3	3	3	3
24.0V	No-load speed(rpm)	245	60	45	35	16	12	10	9	4
	Rated speed(rpm)	175	44	33	26	12	9	9	8	3
	Rated torque(kg.cm)	0.36	1.1	1.4	1.8	3	3	3	3	3

### Motor Technical Data

Motor model	Rated voltage	No-load		Rated			Stall		
		Speed	Current	Speed	Torque	Current	Power	Torque	Current
	VDC	r/min	mA	r/min	g.cm	mA	W	g.cm	A
TEC2238-1240	12V	4000	36	3000	35	182	1.1	130	0.8
TEC2238-2440	24V	4000	20	2850	35	95	1.0	130	0.3

