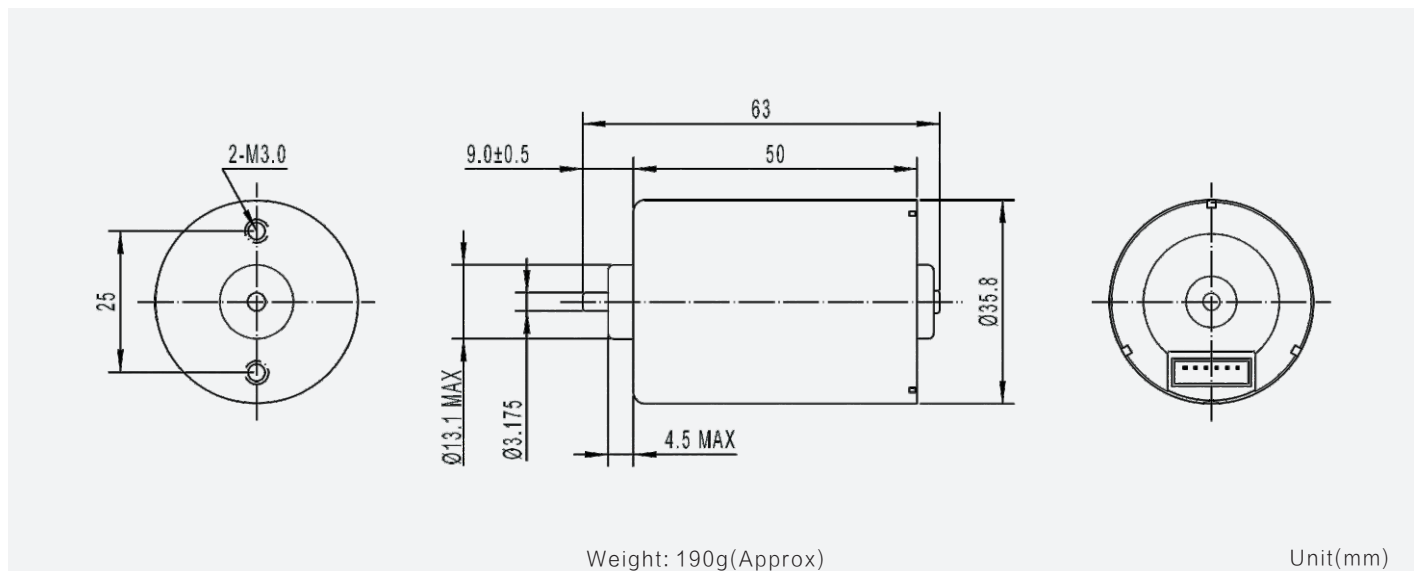


TEC3650

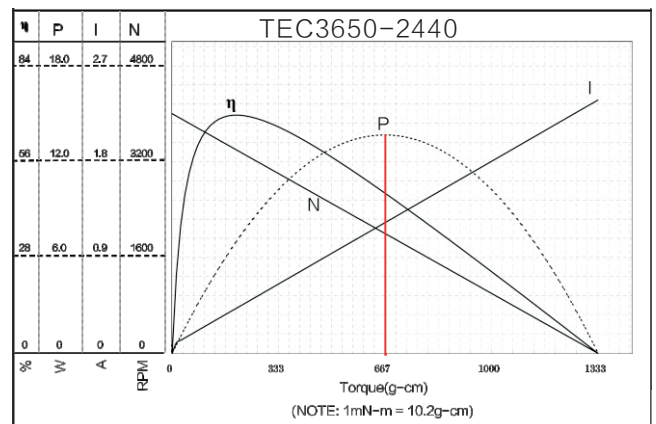
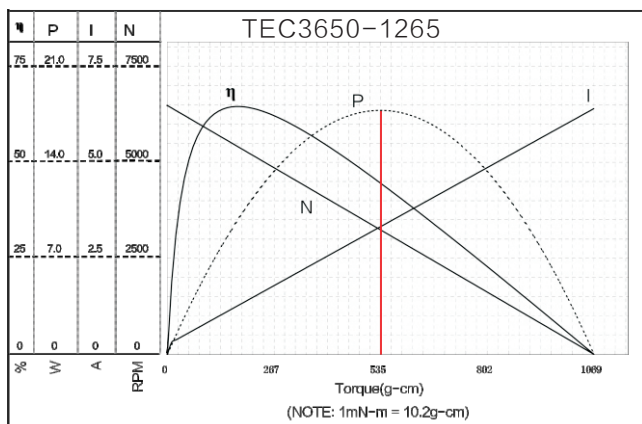
36mm brushless motor

| | |
|---|----------------------|
| Connection Mode B & C | |
| Clockwise Rotation/Counter Clockwise Rotation | |
| FG Signal | |
| PWM Control | |
| Locked Rotor Protection | |
| Power | 30W(Internal Drive) |
| | 50W(External Drive) |
| Life Expectancy | ~3000H(Oil Bearing) |
| | ~5000H(Ball Bearing) |



Motor Technical Data

| Motor model | Rated voltage | No-load | | Rated | | | | Stall | |
|---------------------|---------------|---------|---------|-------|--------|---------|-------|--------|---------|
| | | Speed | Current | Speed | Torque | Current | Power | Torque | Current |
| | VDC | r/min | mA | r/min | g.cm | mA | W | g.cm | A |
| TEC3650-1265 | 12.0 | 6500 | 250 | 5300 | 200 | 1400 | 11 | 1050 | 4.0 |
| TEC3650-2440 | 24.0 | 4000 | 80 | 3400 | 200 | 420 | 7 | 1300 | 2.4 |



NOTE: the left side of red line area can continuous work